



Alfa Laval Mini City

Heating and domestic hot water substation for apartments and single family houses

The Alfa Laval Mini City Heat Interface Unit is installation ready for complete central heating and hot water requirements. It is suitable for apartments and single-family houses that are indirectly connected to a local heating or district heating network. Alfa Laval has many years of experience in district heating technology, which is put to expert use in the Mini City, resulting in its practical function and ease of use. All components are easily accessible for inspection and future service when required.

High comfort

The Mini City has a fully automatic individual temperature setting for central heating and hot water. Heat is automatically regulated, depending on outdoor temperature and/or the temperature desired inside the dwelling. Domestic hot water is heated separately in a high-capacity heat exchanger; thus ensuring that the hot water is always as fresh as the incoming cold water mains supply.

Simple installation

Compact dimensions, light weight, well arranged plumbing and factory-complete internal wiring – all make installation very simple. A pre-programmed control unit and a power cable already fitted with a plug make things even simpler to allow immediate start-up. Mini City is mounted on an insulated frame and includes an insulated cover. Better insulation means less energy usage and higher energy efficiency.

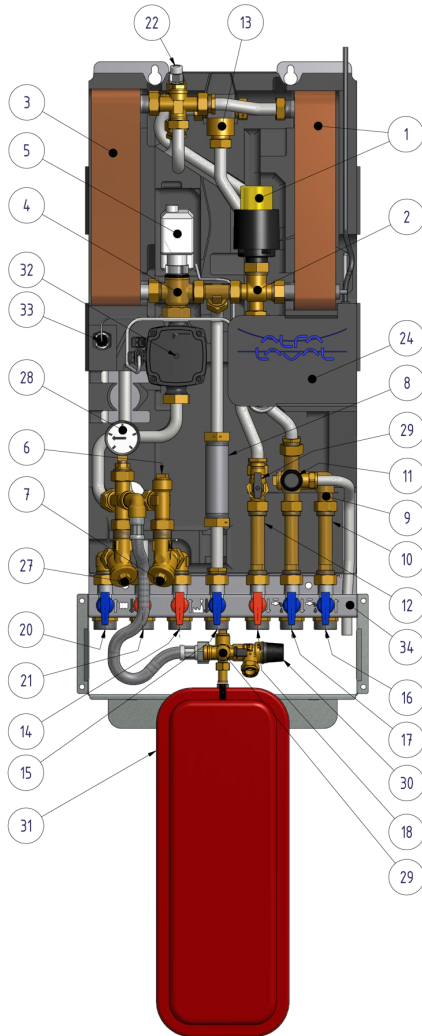
Long-term security

The Mini City represents the most modern technology, and provides the answer to stringent demands for long term performance. The heat exchanger plates and all piping are manufactured in acid-resistant stainless steel. All components are closely matched and carefully tested for function in accordance with Alfa Laval's quality assurance system ISO 9001:2008. The Mini City is CE approved.

Benefits

- Comfortable tapwater control with built in energy optimised idle function
- Clever insulation
- Metering connections for individual measuring of energy usage, cold and hot water flow
- Easy to install with first fix-jig
- Room panel for space heating that is easy to start up and easy to use for the installers and end customers.





Components

1. Heat exchanger and temperature controller for hot water
2. Control valve for hot water
3. Heat exchanger for heating
4. Control valve, heating circuit
5. Actuator, heating circuit
6. Temperature sensor connection, heating media supply
7. Filter for heating media
8. Adapter for energy meter
9. Check valve for cold water
10. Adapter for Cold water flow meter
11. Safety valve for domestic hot water
12. Adapter for Hot water flow meter
13. Safety temperature limiter hot water
14. Heating network media, supply
15. Heating network media, return
16. Cold water (cw)
17. Cold water outlet (cw)
18. Hot water (hw)
20. Heating circuit, return
21. Heating circuit, supply
22. Drain valve
24. Connection box for electric power and sensors, heating circuit
25. Room thermostat/control panel
26. Outdoor temperature sensor (option)
27. Filter heating circuit
28. Pressure gauge for heating circuit
29. Filling valve
30. Safety valve for heating circuit
31. Expansion vessel heating circuit
32. Circulation pump, heating circuit
33. Supply temperature sensor, heating circuit
34. First fix-jig including shut-off valves (option)

Heating network – a good source of heat

A community or district heating network is an efficient technology that meets the need for central heating and hot water in a simple, convenient and secure way. The expansion of district heating to its current level has reduced emission of greenhouse gases from heating by about 20%. The economics of district heating are very competitive compared with other forms of heating.

Operation

The incoming hot medium from the district heating/heating network is at very high pressure and temperature. Therefore only the heat is used; the district/heating network medium does not mix with the water in the dwelling's heating and hot water system.

Heat exchangers are used to transfer heat from the district heating/heating network medium to the water in the dwelling's central heating and hot water system. Heat is transferred through a package of thin acid-resistant, stainless steel plates, which keep the district heating/heating network medium completely separate from the dwelling's own system.

The Mini City has automatic temperature control for central heating. The heating circuit is adjusted in relation to the outdoor temperature and the required indoor temperature via a room thermostat/control panel, outdoor sensor and/or indoor sensor. The room thermostat/control panel with the indoor sensor is always included and increase the comfort and saves energy.

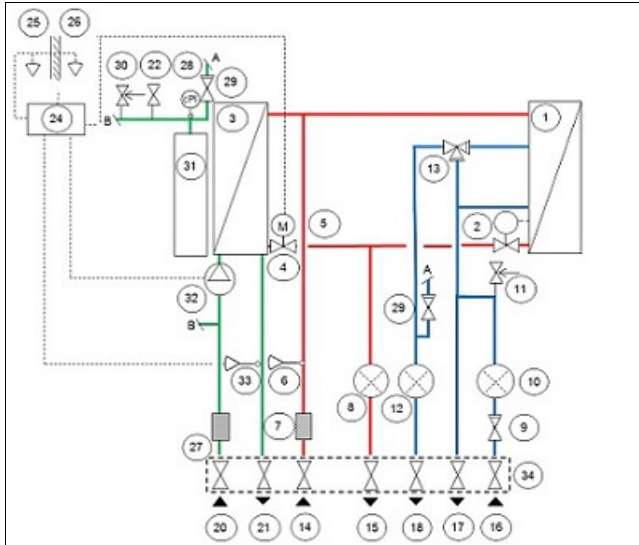
When no heating flow is required, the heating circulation pump stops automatically, but it will run occasionally to prevent seizing up due to standing still for a long time. The pump has an easy to use interface and built in energy saving functions.

Mini City is equipped with the Alfa Laval patented, heat exchanger CB20 Integrated Sensor. The CB20 Integrated Sensor has a unique way of controlling tap water. It is designed and optimized for best performance, lowest return temperature and lowest possible life cycle cost. The revolutionary design of the sensor that is a part of the heat exchanger gives the CB20 Integrated Sensor its accurate temperature control. When no tap water is used the built-in idle function takes over and keeps the CB20 Integrated Sensor ready for production of tap water as well as keeping the return temperature and flow to a minimum. The self-acting solution uses a minimum of energy to operate.

Mini City can be offered with a differential pressure controller that keeps the differential pressure over the load constant. This secures accurate and stable modulating control, less risk of noise from control valves and easy balancing and commissioning.

The district heating utility company/energy supplier registers use of energy. Measurement is done by recording the flow of district heating/heating network medium through the system, and by measuring the temperature difference between the medium's supply and return flow.

Diagrammatic flow chart for Mini City



Operating data

	Heating medium	Heating circuit	Hot water circuit
Design pressure, MPa	1.6	1.0	1.0
Design temperature, °C	120	90	90
Opening pressure, safety valve, MPa	-	0.25	0.9
Volume, l	0.24/0.34	0.29	0.36

Performance at available differential pressure 50-600 kPa*

Designed temperature programme (°C)	Capacity (kW)	Primary flow (l/s)	Actual return temp. (°C)	Secondary flow (l/s)
Hot water circuit				
80-25/10-60	62	0.27	25	0.30
80-25/10-55	67	0.28	23	0.35
65-25/10-50	50	0.29	23	0.30
65-22/10-50	43	0.24	22	0.26
60-25/10-50	40	0.27	25	0.24
Heating circuit				
100-63/60-80	14	0.09	63	0.17
100-43/40-60	22	0.09	43	0.26
100-33/30-35	6	0.02	30	0.29
85-47/45-60	14	0.09	47	0.22
80-63/60-70	11	0.15	63	0.26

* Depending on option

An easily manageable, economical and durable source of heat

The Mini City uses the heating network/the hot district heating medium for heating the domestic hot water (providing an uninterrupted supply) as well as the water in the central heating system.

The Mini City is a wall-mounted unit and is very compact. Substations may generate sounds during operation caused by pumps, regulator systems, flow etc. The unit is discreet and to minimize transmission of operational sounds, we recommend installing it on well insulated walls or on walls of concrete.

Mini City requires no attendance or maintenance and has a very long operational life. In the event of requiring service or component exchange at some future date, all parts are easily accessible and individually replaceable.

To save time and efficcate the installation, Alfa Laval offers a first-fix- jig including shut-off valves.

Other information

Electrical data: 230 V, 1-phase, 50 W

Dimensions (cover): 430 mm width x 160 mm depth, 1480 mm height

Dimensions (without cover): 410 mm width x 150mm depth, 1440 mm height

Weight: 19kg without expansion vessel and cover

Transport particulars: Total weight 29 kg, 0.2 m³


Noise: <55 dB

Connections first-fix jig

	Internal thread	External thread
Heating network media supply	G ¾	G 1
Heating network media return	G ¾	G 1
Heating circuit supply	G ¾	G 1
Heating circuit return	G ¾	G 1
Cold water, inlet	G ¾	G 1
Cold water, outlet	G ¾	G 1
Hot water	G ¾	G 1

Option

First fix-jig with shut-off valves.



How to contact Alfa Laval

Up-to-date AlfaLaval contact details for all countries are always available on our website on www.alfalaval.com